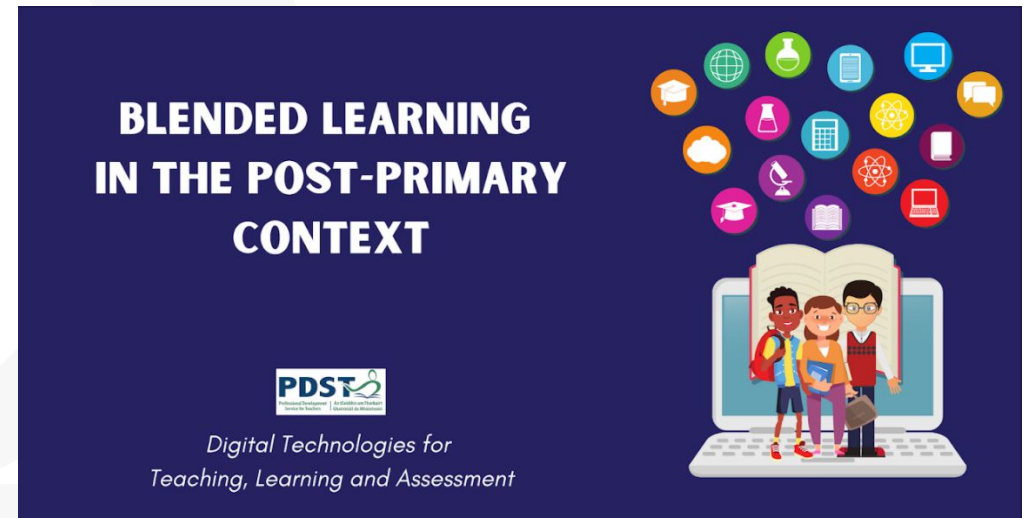




An Roinn Oideachais
Department of Education

Young Economist of The Year 2022

Useful Websites





Environmental Indicators Ireland 2021

RELIABILITY

What is the original source of the piece?

Is the author identified and what role does t

Why w create

Are so made

Ireland's share of GDP spent on education smallest of 38 nations

scoilnet

Search Resources **Browse Resources** Add a Resource +

Choose a level No options No options No options

Home / Economics / Useful Websites

Useful Websites

STATISTICAL REPOSITORIES

Eurostat
The statistical office of the European Union

CSO website
The Central Statistics Office is Ireland's national statistical office mandated to impartially collect, statistics about Ireland's people, society and economy in a variety of formats.

IRISH AND INTERNATIONAL DATA AND POLICY INFORMATION


Where Your Money Goes
A graphical, easy-to-use tool for examining gross (Voted and Non-Voted) Government expenditure over a period of ten years. The data is presented in a variety of interactive charts, the elements of which may be clicked on to show a greater level of detail.

OECD
The Organisation for Economic Co-operation and Development (OECD) is an intergovernmental economic organisation focusing on economic and social policy. Data collected and analysed is presented in various formats.

Irish Government Departments Portal
Portal to Irish government departments for access to statistical data, publications and reports.

ESRI
Economic and Social Research Institute provides evidence-based research used to inform public policy debate and decision-

Rowena Pecchenino
Professor of Economics
Maynooth University



GO TO POST-PRIMARY

Tools for Teachers

World Book Online

ACCESS A WORLD OF INFORMATION at your fingertips

Enter World Book Online

More info

Irish Newspaper Archive



Schools in Ireland have access to over 60 national and local newspapers with some dating back as far as 1738. Since the end of March 2020 teachers can get remote access to the Archive through their Scoilnet Account

[More Info](#)

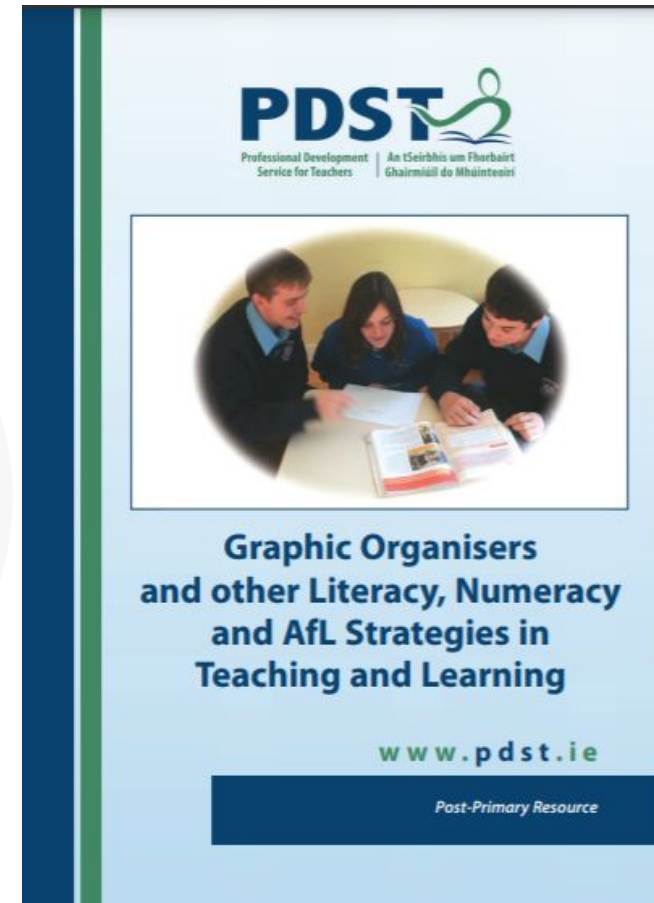
THE IRISH TIMES



Organising Your Ideas



Thinglink





Working with Data and Information

IDENTIFICATION

- Is this data/information qualitative or quantitative?
- How have I critiqued this data in terms of rigour (reliability, validity, bias)?
- Summarise in one sentence what this data represents?
- How is this data relevant to my inquiry?
- What other data sources relate to my inquiry?

INTERPRETATION

- What variables/data points are quantified in the data?
- How can percentages help me to describe the data?
- How can I describe trends over time within the data?
- If there are multiple trends can I compare/contrast them?
- Have I noticed anything significant/of interest to me from these trends?

APPLICATION AND ANALYSIS

- How can I describe the factors that explain the trends in the data?
- What economic concepts explain the trends?
- How can these economic concepts be applied to this data?
- What other factors/issues should I consider when using this data?

ARGUMENTS AND JUDGEMENTS

- How is this data useful to me/my inquiry?
- How does my analysis support me in thinking about potential effects/consequences?
- What conclusions can be drawn from my analysis?
- What new questions arise?



Supports provided by PDST

